

VENTO EXPERT A30 S10 W V.2

HEAT RECOVERY SINGLE-ROOM UNITS

Features

- Arrangement of efficient energy-saving supply and exhaust single-room ventilation in flats, houses, cottages, social and commercial premises.
- Reducing heat losses caused by ventilation due to heat recovery.
- Humidity balance and regulated air exchange create individually controlled microclimate.
- Wi-Fi communication between several single-room ventilation units for coordinated operation.
- Controlled by Android or iOS smartphone or tablet.



Air flow:
up to 30 m³/h
8 l/s



Heat recovery efficiency:
up to 81 %



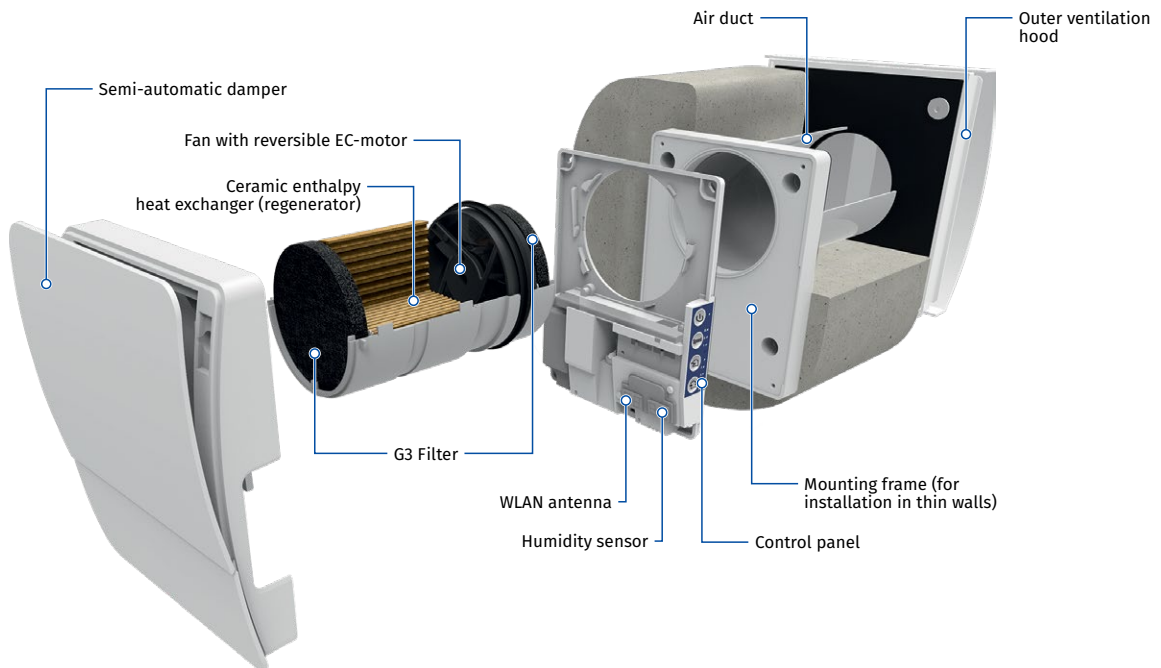
Power: from 1.8 W
SFP: from 1.06 W/l/s



Noise level:
from 21 dBA



Design



One of the best regeneration efficiency on the market due to innovative hexagonal structure of the heat exchanger cells



Built-in Wi-Fi for wireless communication between units and Android or iOS device control

Designation key

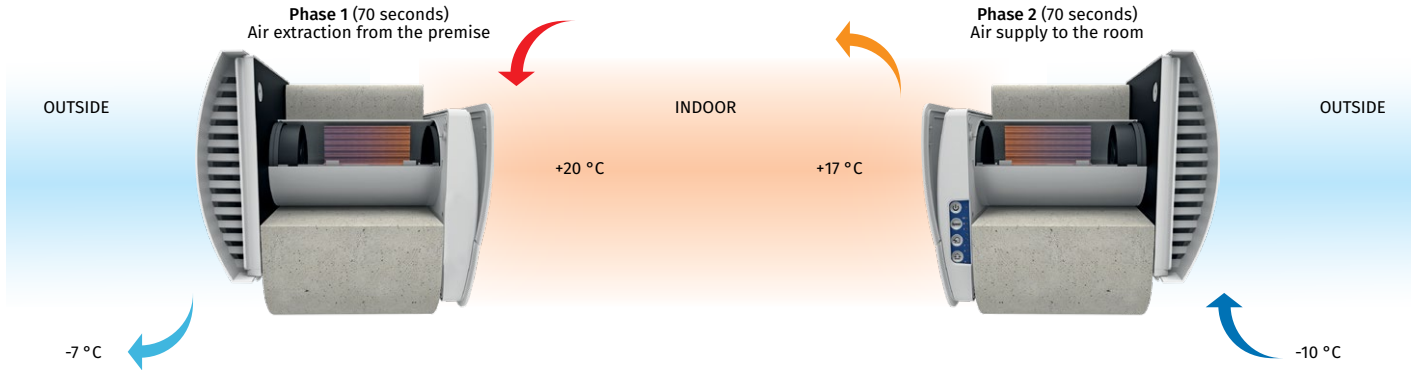
Model	Air duct	Rated air flow [m ³ /h]	Ventilation hood type	Control
Vento Expert	A: round air duct	30	S10: white plastic hood AH-10 white 100	W V.2: control and setup of the unit with the Wi-Fi mobile application

VENTO EXPERT A30 S10 W V.2

HEAT RECOVERY SINGLE-ROOM UNITS

Heat and humidity regeneration

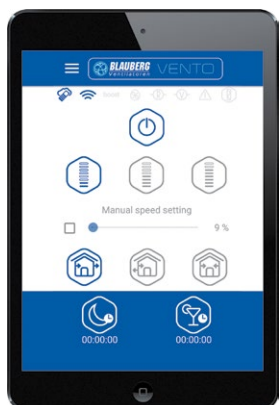
UNIT OPERATING LOGIC IN WINTER PERIOD



- Warm stale air is extracted from the premise, flows through the ceramic regenerator and transfers its heat energy and moisture to it.
- As the ceramic regenerator gets warmed up, the unit switches to the supply mode.
- Clean cold intake air flows through the regenerator and absorbs accumulated heat and humidity.
- When the ceramic regenerator is cooled down, the unit switches to the extract air mode.

Control

- Control of the unit operation mode is performed by means of smartphone or tablet. Wi-Fi communication between several units for coordinated operation is available.



Blauberg Vento V.2 app for Android or iOS devices is available at Google Play and App Store.

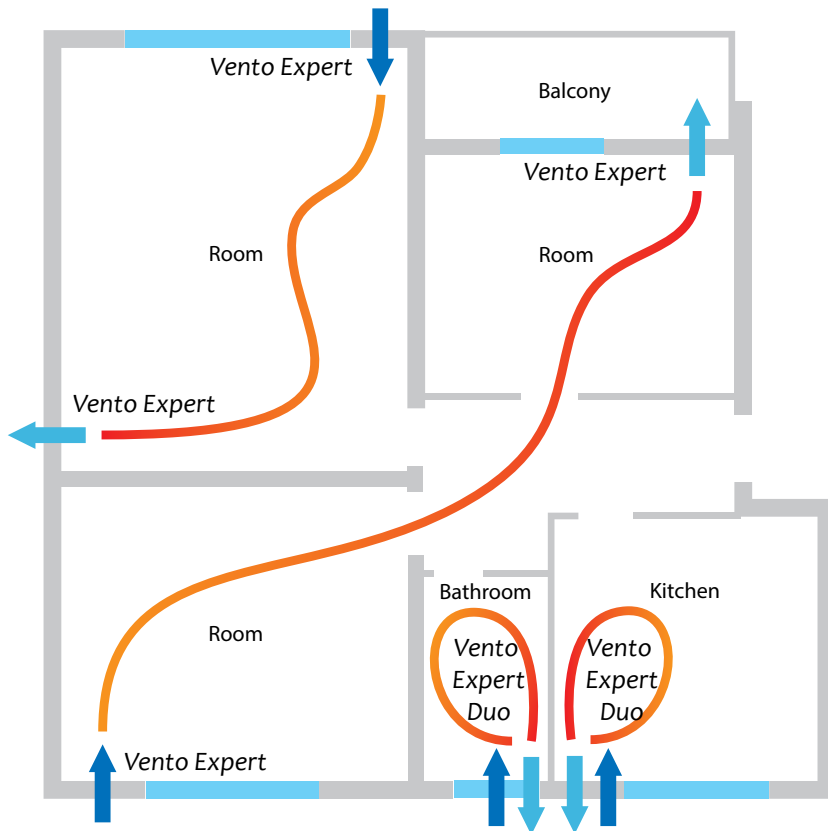


VENTO EXPERT A30 S10 W V.2

HEAT RECOVERY SINGLE-ROOM UNITS

Mounting


- The unit is designed for through-the-wall installation inside a prepared hole in an outer wall of the building.
- The best ventilation solution is pairwise installation of reverse phase synchronized units. Some units ensure supply of fresh air to the room and the other units extract air from the premise. This way the most efficient balanced ventilation is arranged.
- In case of brand new construction, units are mounted in two stages:
 - Pre-installation of an air duct and an outer ventilation hood at the stage of indoor finishing and outer decorative wall finishing.
 - Completion of the installation before commissioning of a house. It includes installation of the indoor unit with controller and air damper, the cartridge, the regenerator, the fan and the filters.



With mounting frame for thin walls



Angular mounting into a wall with standard thickness using **KIT BlauPlast white 100 / KIT BlauPlast chrome 100**



VENTO EXPERT A30 S10 W V.2

HEAT RECOVERY SINGLE-ROOM UNITS

Technical data

Parameters	Vento Expert A30 S10 W V.2		
	I	II	III
Speed			
Voltage [V / 50 (60) Hz]		100-240	
Power [W]	1.80	3.00	4.40
Current [A]	0.027	0.037	0.051
RPM [min ⁻¹]	1600	2200	2500
Air flow in ventilation mode [m ³ /h (l/s)]	10 (3)	20 (6)	30 (8)
Air flow in heat recovery mode [m ³ /h (l/s)]	5 (1)	10 (3)	15 (4)
SFP [W/l/s]	1.30	1.08	1.06
Filter		G3	
Transported air temperature [°C]		-15...+40	
Sound pressure level at 1 m [dBA]	30	37	40
Sound pressure level at 3 m [dBA]	21	28	31
Outdoor sound pressure attenuation [dBA] in accordance with DIN EN 20140		42	
Indoor/outdoor airtightness classification of the complete unit in accordance with EN 13141-8		D1	
Heat recovery efficiency in accordance with DIBt LÜ-A 20 [%]		up to 81	
Ingress protection rating		IP24	

ENERG energy - енергія - енергия

BLAUBERG Vento Expert A30 S10 W V.2

A+

A

B

C

D

E

F

G

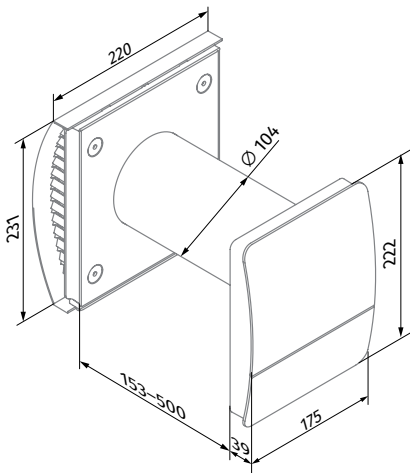
48 dB

15 m³/h

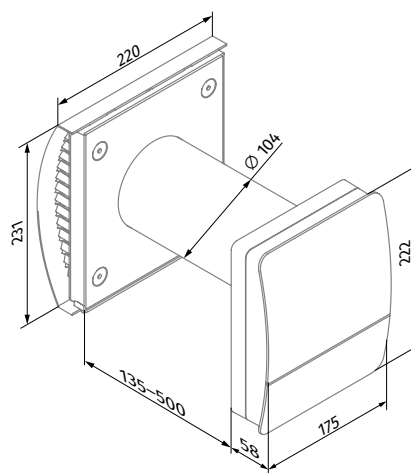
ENERGIA - ЕНЕРГИЯ - ΕΝΕΡΓΕΙΑ - ENERGIA - ENERGI - ENERGI - ENERGI

2020 1254/2014

Overall dimensions [mm]



Vento Expert A30 S10 W V.2


































Vento Expert A30 S10 W V.2
(with a mounting frame for thin walls)

VENTO EXPERT A30 S10 W V.2

HEAT RECOVERY SINGLE-ROOM UNITS

Accessories

Name		Description												
Pre-installation Kit Vento Expert A30 S10		Pre-installation kit for mounting into a wall with standard thickness. Includes: <ul style="list-style-type: none"> • Air duct • AH-10 white 100 outer ventilation hood • Plastic foam plug • Plastic foam wedges 												
Completion Kit Vento Expert A30 W V.2		Final mounting kit. Includes: <ul style="list-style-type: none"> • Cartridge with a heat regenerator, a fan and G3 filters • Indoor unit with a controller and air damper 												
FP3 Vento G3		G3 filters (2 pcs.)												
AH-10 *colour* 100		Plastic outer ventilation hood. Available in colours: <table style="display: inline-table; vertical-align: middle;"> <tr> <td></td> <td></td> <td></td> <td></td> <td></td> <td></td> </tr> <tr> <td>white</td> <td>black</td> <td>grey</td> <td>terracotta</td> <td>brown</td> <td>vintage</td> </tr> </table>							white	black	grey	terracotta	brown	vintage
														
white	black	grey	terracotta	brown	vintage									
AH-10 chrome 100		Plastic outer ventilation hood with a plate with brushed stainless steel effect finish												
KIT BlauPlast white 100		Kit for angular mounting with white colour grille (for walls with standard thickness)												
KIT BlauPlast chrome 100		Kit for angular mounting with stainless steel outer grille (for walls with standard thickness)												
BlauPlast RTR 100/0.35-0.5		Telescopic air duct with the diameter of 100 mm and adjustable length from 350 to 500 mm												
BlauPlast RTR 100/0.5-1		Telescopic air duct with the diameter of 100 mm and adjustable length from 500 to 1000 mm												
SE Vento Expert W		Sensor control panel												
CD-1		CO ₂ sensor with LED CO ₂ indication and a sensor button for operation mode selection												
CD-2		CO ₂ sensor												
S Vento Expert A30		Cardboard template for indoor installation of the unit												